

Schedule & Tournament mode

Please check the overall tournament schedule for specific times and dates here:

<https://www.wro2022.org/docs/WRO2022-International-Final-Schedule.pdf>

Detailed schedules for each age group are available at the event.


Most important for RoboMission are the following information:

- Thu, Nov 17th**
- 09:00 Venue open, free practice time
 - 13:30 Test robot check
Teams must bring their robot to quarantine. Judges check it for compliance with Games & Rules.
 - 14:00 Test round season challenge
Teams make a test round on the game field, judges score it. The test round ensures everyone know the process for the next days. The test round does not count for the ranking!
 - 15:00 Transfer to Welcome Activity
All equipment (Robots, Computers, LEGO, etc.) must stay in the tournament area! A security team will make sure no equipment gets lost, is stolen or compromised.
 - 17:00 Opening Ceremony
Teams may take their equipment to the hotel after the ceremony.
- Fri, Nov 18th**
- 09:00 Announcement surprise rule
 - 09:30 Start official practice time (90 Minutes)
Robots must not be built together. Teams can bring them ready!
 - 11:00 Robot check
 - 11:30 Round 1 season challenge
Robots stay in quarantine after round 1!
 - 15:00 Start official practice time (60 Minutes)
 - 16:00 Robot check
 - 16:30 Round 2 season challenge
Robots must not stay in quarantine after round 2!

There are only two season challenge rounds in total, so teams have more time to enjoy the event and check out other categories and side activities.

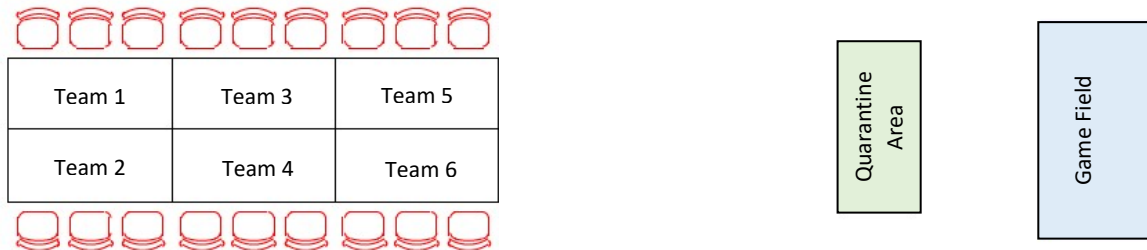
- Sat, Nov 19th**
- 09:00 Announcement 2nd day challenge & start free practice time
 - 10:30 Latest deadline for attempt 1
Teams tell judge, when they want their attempt scored. Teams must be in line for their first attempt at latest 10:30!
 - 11:45 Latest deadline for attempt 2
Teams tell judge, when they want their attempt scored. Teams must be in line for their second attempt at latest 11:45!

The total ranking will be determined by the best season challenge Round and the best 2nd day challenge attempt!



Tournament Setup

Each age group has their own tournament area. It is separated from the rest of the venue with barrier tape. Each age group area has one big screen that shows the countdown of practice times and preliminary rankings. The setup of team areas, quarantine area and game field is shown in this scheme:



Always 6 teams share one quarantine area and one game field. Each team has a team area, consisting of one table (1,80 m x 0,80 m) and three chairs. At each team area **and** at the quarantine area, power sockets will be available. In Germany, we use AC power plugs and sockets type F (CEE 7/3 sockets; CEE 7/4 plugs) with 230 V and 50 Hz, make sure you bring an adapter!

More information: <https://www.worldstandards.eu/electricity/plug-voltage-by-country/germany/>

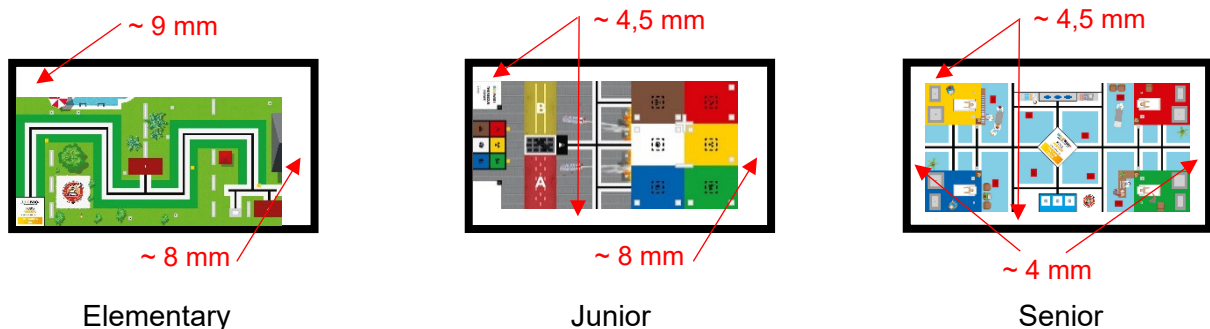
Game Field Setup

The game fields have inner measurements of 237,0 cm x 115,2 cm.

The game mats have measurements of 236,2 cm x 114,3 cm. The game mat material is 510 g/m² printed PVC with matt finish.

The wall height is 50 mm. The walls are painted white.

The following schemes show the game mats orientation in the game field and spare measurements for each age group:



Each game field is surrounded by a mesh plane in the event design. The number of each game field is presented on the mesh plane. Here is an exemplary image:



The number of each game field will be placed here on the mesh plane. It is identical on the other side of the game field.

Information on lightning

There will be no extra lightning for each game field.

The venue for RoboMission provides an overall, uniform artificial lightning.

Games & Rules / Questions & Answers

For the WRO International Final 2022, only the official Games & Rules are relevant:

<https://wro-association.org/competition/2022-season/>

Also check the Questions & Answers for updated information:

<https://wro-association.org/competition/questions-answers/>

