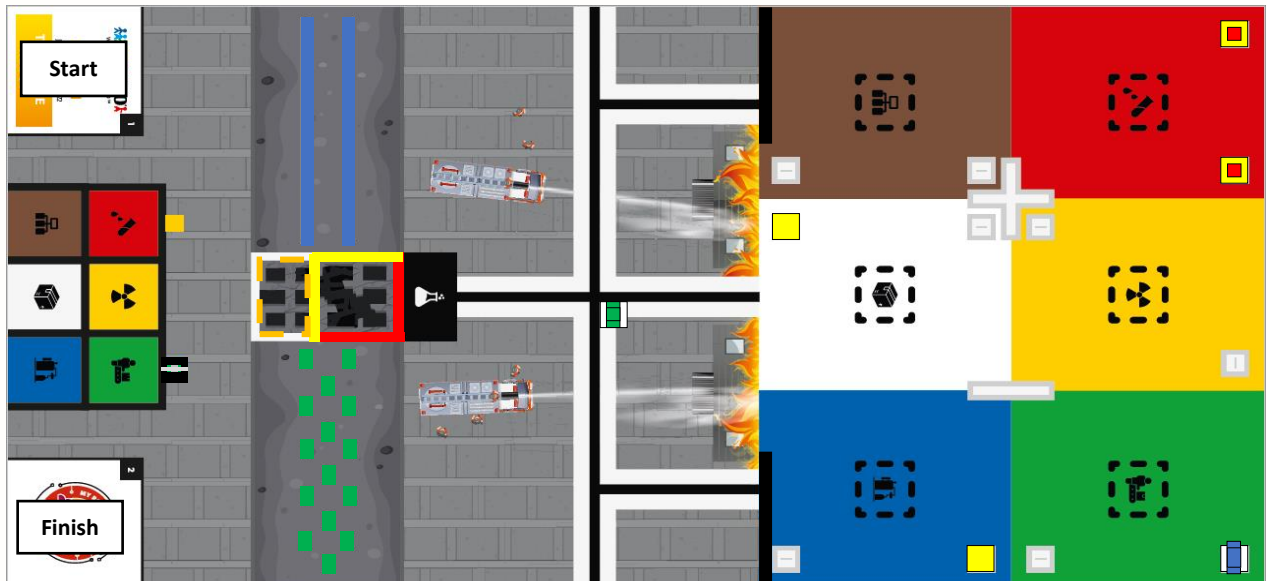


Day 2 Challenge – Rules

Things in the factory have changed and the robot has been brought in to assist with some new conditions and tasks to complete.

The robot starts in start area 1 and must finish in finish area 2. Start and finish conditions are the same as day 1 challenge.



Task 1: Move the empty chemicals object to the disposal area marked on the above image with orange dashes. The chemical object must be upright and completely inside the area and not touching the surrounding white line.

Task 2: Collect the green firefighter and place it in the Red room of the factory area. The firefighter must be upright and the fire elements completely inside of their starting area, for points to be scored.

Task 3: Collect the yellow cubes and place them completely in the yellow room.

Task 4: Drop 2 water blocks to the blue firefighter completely in the green room.

Task 5: Do not damage or move any of the five wall objects from their original position on the game mat.


Task 6: The robot must finish in finish area 2, day 1 finishing conditions apply.

Task 7: Points are awarded for completely crossing crossing area A (Blue Bricks) and crossing area B (Green Bricks).


[see reverse]




Day 2 Challenge – Rules (cont.)



Starting position of the empty chemicals object. Yellow square closest to finish area 2.



Starting position of the green firefighter.



Drop off area for the empty chemicals object. Showing wall configuration.



Picture showing layout for the 2nd Day challenge.



Position of the Black walls. Placed along the Blue and Brown room short end touching the wall.

